

Vitreia Read Technical File

Vitreia Read 9.0 - Non-DICOM Conformance Statement

Vitreia Read 9.0.0

Version: 1.7

Date: 27 Nov 2023

Document Id: 2022.03.037

Canon Medical Informatics A/S

Krumtappen 4, Etage 3

DK-2500 Valby

Denmark

Canon Medical shall not be liable for errors contained herein or for incidental or consequential damages in connection with the furnishing, performance or use of this publication. Canon Medical reserves the right to revise this publication and to make changes to its content at any time, without obligation to notify any person or entity of such revisions and changes. This publication may only be used in connection with the promotion, sales, installation and use of Canon Medical products.

<https://www.mi.medical.canon/>





The Canon logo is displayed in a bold, red, sans-serif font.

Vitreia Read 9.0.0

Table of Contents

1 Revision History	2
2 Non-DICOM Conformance Statement Overview	3
3 Specification.....	4
4 Supported MIME types.....	5
5 Annotations on non-DICOM images.....	7
6 No export or transfer of MHD data	8

1 Revision History

<i>Revision</i>	<i>Date</i>	<i>Author</i>	<i>Changes</i>
1.0	March 20, 2020	Karen Piech	New for 8.0
1.1	September 25, 2020	Karen Piech	Updated for 8.1
1.2	March 24, 2021	Karen Piech	Updated for 8.2
1.3	September 22, 2021	Karen Piech	Updated for 8.3
1.4	March 8, 2022	John Ljøterud	Updated for 8.4 and changed Doc id from 2020.02.001 to 2022.03.037
1.5	 15 Aug 2022	Thomas Søndergaard	Updated for 9.0
1.6	 21 Sep 2023	 @Daniel Polders	Update for 9.0: Fix formatting of mime type column
1.7	 27 Nov 2023	Malene Kierulff Madsen	Updated for 9.0 release TF

2 Non-DICOM Conformance Statement Overview

The Vitrea Read image display implements the necessary IHE Mobile access to Health Documents (MHD) services necessary to query, retrieve and display non-DICOM images and other text-based documents.

3 Specification

Non-DICOM content is obtained in accordance with the Find Document References [ITI-67] specification using the following parameters.

<i>ITI-67 parameter name</i>
patient or patient.identifier

4 Supported MIME types

Support for non-DICOM content includes both image and text-based MIME types.

<i>Extension</i>	<i>Description</i>	<i>MIME type</i>
.bmp	Windows / OS/2 Bitmap Graphics	image/bmp image/x-windows-bmp
.gif	Graphics Interchange Format (GIF)	image/gif
.htm .html	HyperText Markup Language (HTML)	text/html
.ico .cur .icns	Icon format	image/x-icon
.jpeg .jpg	JPEG images	image/jpeg image/jpg image/pjpeg
.mng	Mutliple-image Network Graphics	video/x-mng
.pbm	Portable Bit Map	image/x-portable-bitmap image/x-portable-anymap
.pdf	Portable Document Format (PDF)	application/pdf
.pgm	Portable Gray Map	image/x-portable-graymap image/x-portable-anymap
.png	Portable Network Graphics	image/png
.ppm	Portable Pixel Map	image/x-portable-pixmap image/x-portable-anymap
.stl	Standard Triangle Language (STL)	application/sla
.svg .svgz	Scalable Vector Graphics	image/svg+xml
.tga	Targa image format	image/x-targa
.tif .tiff	Tagged Image File Format (TIFF)	image/tiff image/x-tiff
.txt	ASCII or UTF-8 Text	text/plain

<i>Extension</i>	<i>Description</i>	<i>MIME type</i>
.wbmp	Wireless Bitmap	image/vnd.wap.wbmp
.webp	Webp image format	image/webp
.xbm	X BitMap	image/x-xbitmap image/x-xbm
.xpm	X PixMap	image/x-xpixmap

5 Annotations on non-DICOM images

Vitrea Read supports the addition of annotations on non-DICOM images. Measurements are calculated in pixels, however, and they cannot be saved with the image, even as a compound presentation.

6 No export or transfer of MHD data

Vitre Read currently does not support the export or transfer of MHD data:

- It is not possible to export MHD from the CAM to a CD-ROM or DVD.
- It is not possible to transfer MHD from the Workflow Manager or from the Patient Study Browser.